

Name _____ Date _____

1. Work with your partner and another pair to build a structure with your 3-dimensional shapes. You can use as many of the pieces as you choose.
2. Complete the chart to record the number of each shape you used to make your structure.

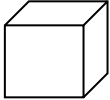

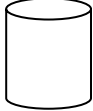

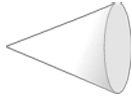
Cubes	
Spheres	
Rectangular Prisms	
Cylinders	
Cones	

3. Which shape did you use on the bottom of your structure? Why?
4. Is there a shape you chose not to use? Why or why not?

Name _____

Date _____

1. Use some 3-dimensional shapes to make another structure. The chart below gives you some ideas of objects you could find at home. You can use objects from the chart or other objects you may have at home.

Cube 	Rectangular prism 	Cylinder 	Sphere 	Cone 
Block	Food box: Cereal, macaroni and cheese, spaghetti, cake mix, juice box	Food can: Soup, vegetables, tuna fish, peanut butter	Tennis ball	Ice cream cone
Dice	Tissue box	Toilet paper or paper towel roll	Rubber band ball	Party hat
	Hardcover book	Glue stick	Basketball	Funnel
	DVD or video game box		Soccer ball	

Ask someone at home to take a picture of your structure. If you are unable to take a picture, try to sketch your structure or write the directions on how to build your structure on the back of the paper.

Be creative! What kinds of things can you build?