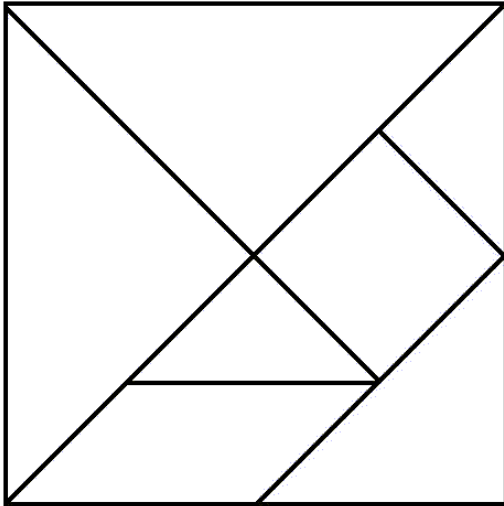


Name _____

Date _____

1.

a. How many shapes were used to make this large square?



There are _____
shapes in this large square.

b. What are the names of the 3 types of shapes used to make the large square?

2. Use 2 of your tangram pieces to make a square. Which 2 pieces did you use? Draw or trace the pieces to show how you made the square.

3. Use 4 of your tangram pieces to make a trapezoid. Draw or trace the pieces to show the shapes you used.



4. Use all 7 tangram pieces to complete the puzzle.

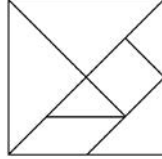


5. With a partner, make a bird or a flower using all of your pieces. Draw or trace to show the pieces you used on the back of your paper. Experiment to see what other objects you can make with your pieces. Draw or trace to show what you created on the back of your paper.


Name _____

Date _____

1. Cut out all of the tangram pieces from the separate piece of paper you brought home from school. It looks like this:



2. Tell a family member the name of each shape.
3. Follow the directions to make each shape below. Draw or trace to show the parts you used to make the shape.
 - a. Use 2 tangram pieces to make 1 triangle.



- b. Use 1 square and 1 triangle to make 1 trapezoid.
 - c. Use one more piece to change the trapezoid into a rectangle.



4. Make an animal with all of your pieces. Draw or trace to show the pieces you used. Label your drawing with the animal's name.