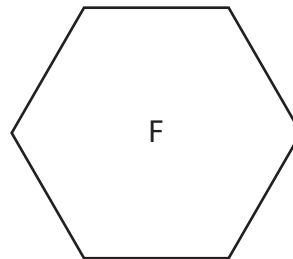
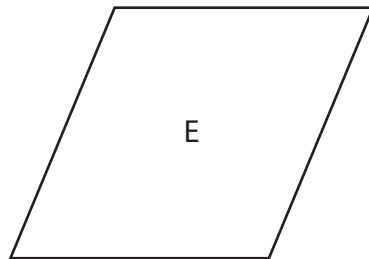
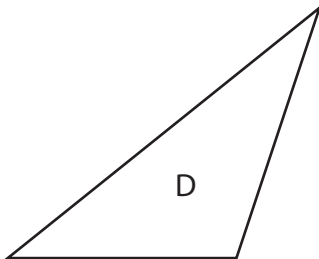
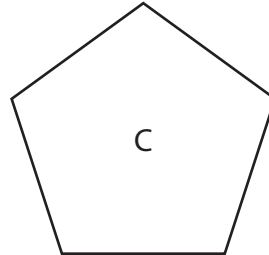
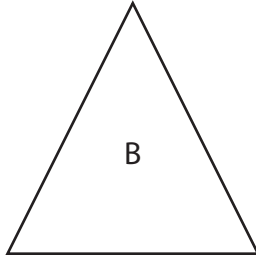
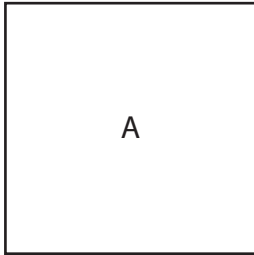


Ready® Mathematics**Lesson 26 Quiz****Solve the problems.****1** Look at the shapes below.

Are the sentences about the shapes true?

Circle *Yes* or *No* for each sentence.

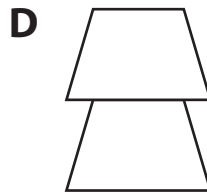
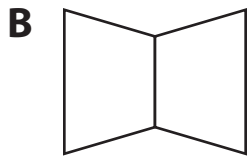
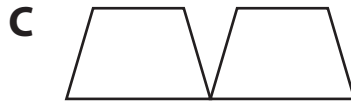
- | | | |
|--------------------------------|-----|----|
| a. Shape E is a square. | Yes | No |
| b. Shape D is a triangle. | Yes | No |
| c. Shape A is a hexagon. | Yes | No |
| d. Shape F is a pentagon. | Yes | No |
| e. Shape A is a quadrilateral. | Yes | No |



Lesson 26 Quiz continued**2** Adam has these shapes.

Which shows how Adam can put the shapes together to make a hexagon?

Circle the correct answer.

**3** Use a word from the box to make each sentence about quadrilaterals correct.

Words may be used more than once.

| | | |
|------|----|-----|
| Some | No | All |
|------|----|-----|

_____ quadrilaterals have 5 angles.

_____ quadrilaterals have 4 sides.

_____ quadrilaterals have sides that are not the same length.

_____ quadrilaterals are rectangles.

