
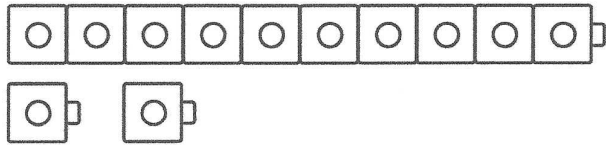


Name _____

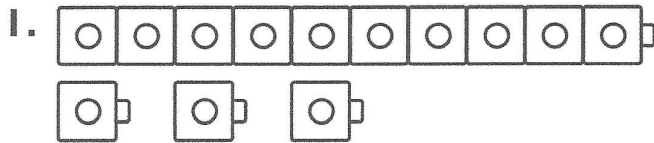
Understand Ten and Ones

You can use  to show ten and some ones.
You can write ten and ones in different ways.

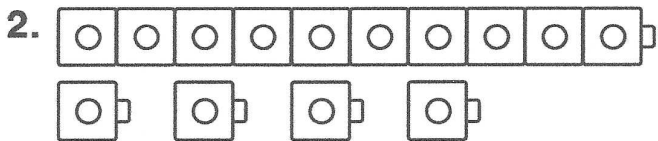


$$\begin{array}{r} 1 \text{ ten } 2 \text{ ones} \\ 10 + 2 \\ \hline 12 \end{array}$$

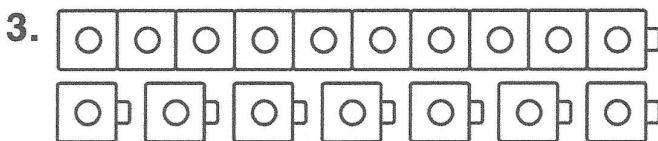
Use the model. Write the number
three different ways.



$$\begin{array}{r} \text{_____ ten } \text{_____ ones} \\ \text{_____} + \text{_____} \\ \hline \text{_____} \end{array}$$



$$\begin{array}{r} \text{_____ ten } \text{_____ ones} \\ \text{_____} + \text{_____} \\ \hline \text{_____} \end{array}$$

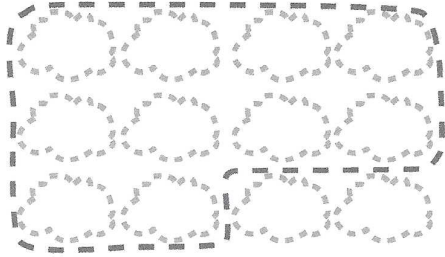


$$\begin{array}{r} \text{_____ ten } \text{_____ ones} \\ \text{_____} + \text{_____} \\ \hline \text{_____} \end{array}$$

Name _____

Draw Ten and Some More

1. Draw twelve . Circle ten.




Write how many tens and ones. Write the number.

1 ten 2 ones
12

2. Draw fourteen . Circle ten.

Write how many tens and ones. Write the number.

_____ ten _____ ones

3. Choose a different number from ten to nineteen. Draw that many . Circle ten.

Write how many tens and ones. Write the number.

_____ ten _____ ones



Writing and Reasoning If you have thirteen starfish and you give ten away, how many will you have left? Draw to show your work. Write the numbers.

_____ tens _____ ones = _____ starfish