


Name _____

 **Circle**


Hat have little.

I have a hat.




Hob can hit it.

It can Hob.



The on the hat.


The cat sat on the hat.



That hat is little.

Little is hat.







 **Directions:** Circle the words that make a sentence that tell about the picture. Help children tell why the words they chose make a complete sentence.




Home Activity: Ask your child to create another sentence for each picture.

Name _____

 **Color**



 **Directions:** Color the pictures that are alike in each row. Tell how the pictures are alike.



Home Activity: Have your child tell how the pictures are alike and how they are different.


Name _____



Circle




Color



A fan is by the mat.



The pet is mad.



The cat ran to the man.



The rat is on the top .



Directions: Read the sentence. Circle the naming part of the sentence. Then color the naming part in the picture. Use the naming part in a sentence of your own.



Home Activity: Ask your child to read the sentence and tell the naming part .