

Name: \_\_\_\_\_

# Water Safety

**To be safe around  
water I can...**

**1.**

**2.**

**3.**

**4.**

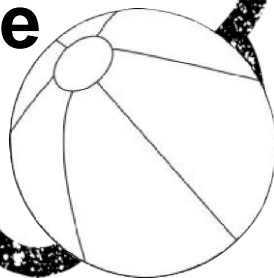
**5.**

**Name:**

# Water Safety


**Complete these sentences;**

- 1) **When I go swimming, I must have adult\_\_\_\_\_.**
- 2) **I should \_\_\_\_\_ the safety sign.**
- 3) **It is important to look for \_\_\_\_\_.**
- 4) **I should know my \_\_\_\_\_.  
That means knowing what I am capable of.**
- 5) **I must \_\_\_\_\_ around the water so I don't slip over.**



# Water Safety

**Design a poster to teach others how to be safe around the water.**

A large, empty rectangular box with a thin black border, intended for a student to draw and write a water safety poster. The box occupies the majority of the page below the instructions.

# True or False?

True	False

If you have floaties you will be fine.

You can swim by yourself if everyone is busy.

You should walk around the water.

You should always read the signs.

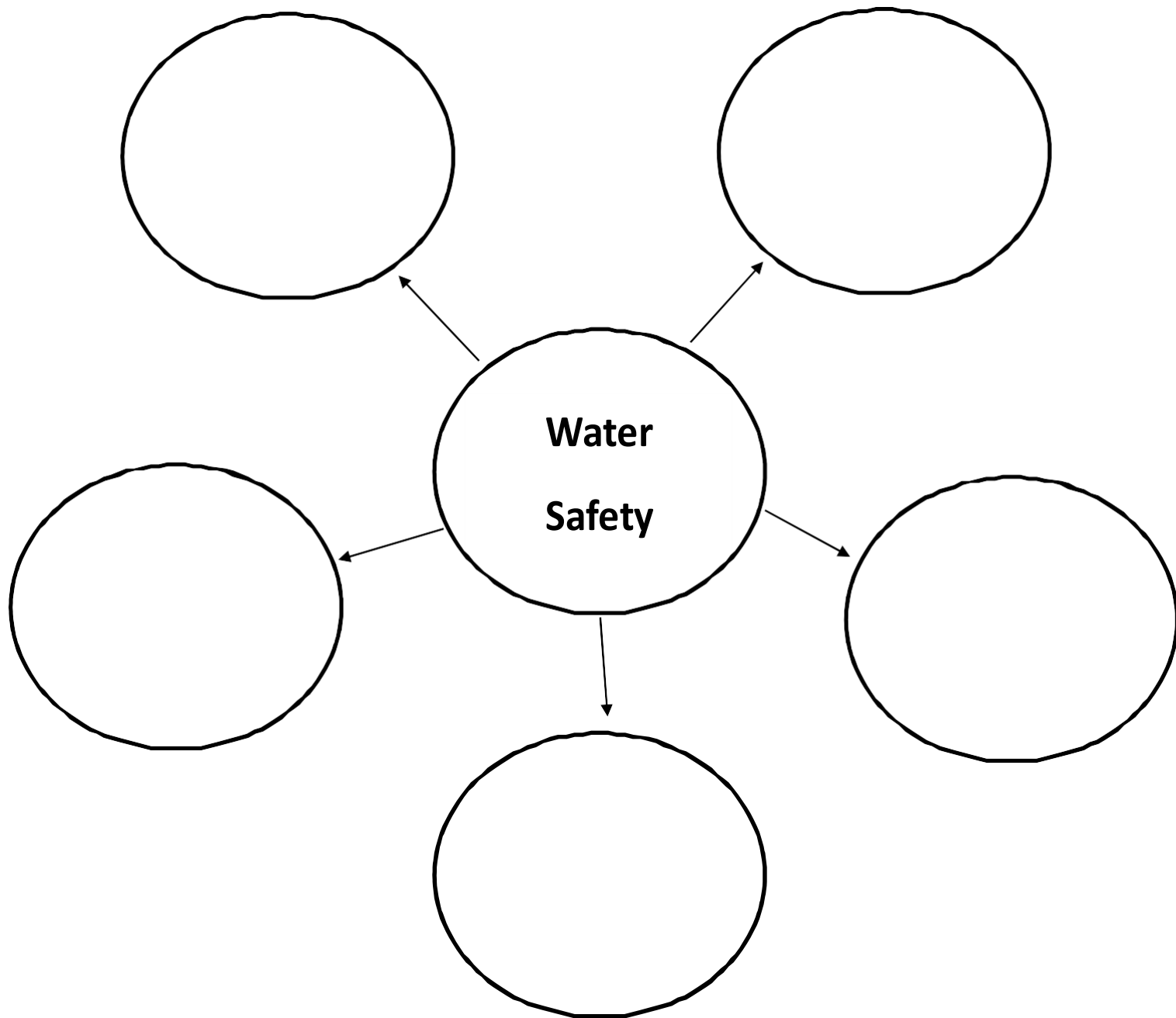
You can jump in  
wherever you want.

If you can't swim, stay  
in the shallow end.

Name: \_\_\_\_\_

Date: \_\_\_\_\_

## What is Water Safety?



[illegible][illegible][illegible]

# Water Safety Journal

Day 1: What is Water Safety and why is it

[illegible][illegible]